

Astro2020 Science White Paper

Characterizing Transiting Exoplanets with JWST Guaranteed Time and ERS Observations

- Thematic Areas:**
- Planetary Systems
 - Star and Planet Formation
 - Formation and Evolution of Compact Objects
 - Cosmology and Fundamental Physics
 - Stars and Stellar Evolution
 - Resolved Stellar Populations and their Environments
 - Galaxy Evolution
 - Multi-Messenger Astronomy and Astrophysics

Principal Author:

Name: Thomas Greene
Institution: NASA Ames Research Center
Email: tom.greene@nasa.gov
Phone: 650 539 5244

Co-authors:

Natalie Batalha	University of California, Santa Cruz
Jacob Bean	University of Chicago
Thomas Beatty	University of Arizona
Jeroen Bouwman	MPIA, Heidelberg
Jonathan Fortney	University of California, Santa Cruz
Yasuhiro Hasegawa	JPL / Caltech
Thomas Henning	MPIA, Heidelberg
David Lafrenière	University of Montreal
Pierre-Olivier Lagage	CEA, Paris-Saclay University
George Rieke	University of Arizona
Thomas Roellig	NASA Ames Research Center
Everett Schlawin	University of Arizona
Kevin Stevenson	Space Telescope Science Institute

1 Abstract

We highlight how guaranteed time observations (GTOs) and early release science (ERS) will advance understanding of exoplanet atmospheres and provide a glimpse into what transiting exoplanet science will be done with *JWST* during its first year of operations. These observations of 27 transiting planets will deliver significant insights into the compositions, chemistry, clouds, and thermal profiles of warm-to-hot gas-dominated planets well beyond what we have learned from *HST*, *Spitzer*, and other observatories to date. These data and insights will in turn inform our understanding of planet formation, atmospheric transport and climate, and relationships between various properties. Some insight will likely be gained into rocky planet atmospheres as well. *JWST* will be the most important mission for characterizing exoplanet atmospheres in the 2020s, and this should be considered in assessing exoplanet science for the 2020s and 2030s and future facilities.

2 Introduction

There are now nearly 4000 confirmed planets listed in the NASA Exoplanet Archive. Most of these planets have been discovered via the transit technique (with *Kepler* or otherwise), and they and their solar systems are largely different from our own. Over one-third of known exoplanets have measured masses (absolute or projected $m \sin i$), and the next step in understanding their compositions, formation, and climate / circulation requires spectral characterization of their atmospheres. Robust spectral characterization of a variety of planets is needed to ultimately understand their diversity, formation, and evolution and how they relate to our own Solar System and its planets. However, only a few dozen planets have been spectrally characterized reasonably well and for only a handful of atomic and molecular species, usually with high precision near-UV, visible, and near-IR spectra from *HST*, some ground-based telescopes, and *Spitzer*.

HST and other observations to date have revealed Rayleigh scattering from small particles along with atomic alkali and H₂O features in the transmission or emission spectra of mostly hot ($T > 1000$ K) transiting exoplanets. There are also detections or limits on weaker molecular features (CO, CO₂, CH₄, NH₃, VO, TiO, and others) as well in a number of planets (e.g., see Crossfield, 2015; Sing et al., 2016; Tsiaras et al., 2018). In addition to providing basic composition (including any non-equilibrium chemistry) and sometimes thermal profile (vertical or longitudinal) information, these observations have provided some insight into planet formation as well (e.g., relative to the snowline as per Öberg et al., 2011). This significant progress has also raised numerous tantalizing questions:

- How does atmospheric composition vary as a function of key exoplanet properties of mass, radius, and level of insolation?
- What are the atmospheric constituents of mini-Neptunes, super-Earths, and even terrestrial planets?
- What can we learn about the formation of exoplanets from their C/O ratios and differences in their metallicities compared to their host stars?
- What are the compositions of clouds and hazes in exoplanet atmospheres, under what conditions do they form, and what processes are responsible?
- What causes chemical disequilibrium molecular abundances seen in some (mostly cooler) planets; what is the relative importance of vertical mixing, photochemistry, or other processes?

Addressing these questions will require more observations of a broader range of transiting planets and over a larger range of wavelengths.

3 JWST atmospheric characterization capabilities

JWST observations will address these questions by greatly expanding the spectral characterization of transiting planets, both with regard to the wavelengths covered and to

the types of transiting planets that will be accessible. High quality data can be obtained in relatively few visits due to the large 25 m² collecting area of its primary mirror (over 5 times greater than *HST*) and its efficient operation at Earth-Sun L2. The *JWST* instruments’ time series observing modes cover a large wavelength range, $\lambda = 0.6 - 12 \mu\text{m}$ for spectra and $\lambda = 0.6 - 26 \mu\text{m}$ for photometric imaging, although multiple visits will be required to cover large wavelength ranges (Beichman et al., 2014)¹.

JWST will be able to obtain high quality transmission and emission spectra of numerous warm-to-hot planets down to ~ 10 Earth masses or less (Greene et al., 2016; Rocchetto et al., 2016; Mollière et al., 2017), advancing exoplanet characterization into a new era. Figure 1 shows features of H₂O, CH₄, CO, CO₂, and NH₃ that vary with temperature and will be diagnostic of the atmospheric composition and chemistry of cool to hot ($400 \text{ K} \leq T_{\text{eq}} \leq 3000 \text{ K}$, H-dominated planetary atmospheres. The *JWST* spectral range is much greater than *HST* (limited to $\lambda \leq 1.7 \mu\text{m}$), enabling detection of strong bands of molecules besides H₂O.

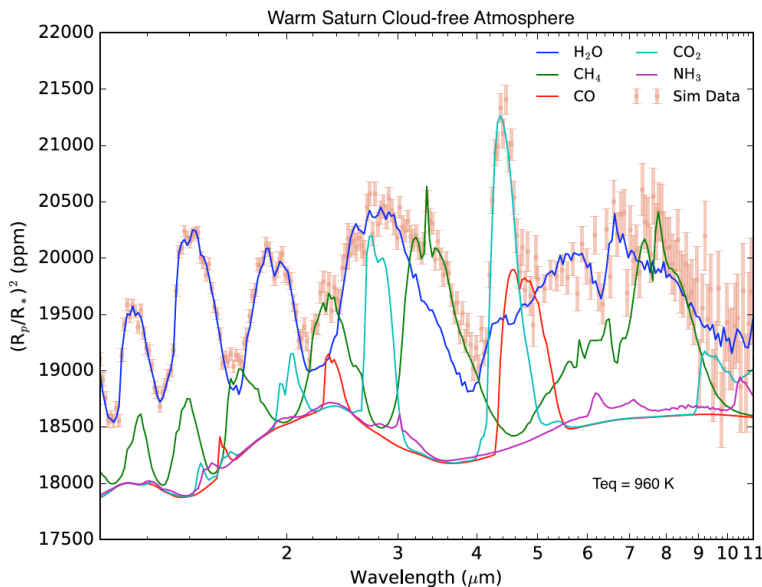


Figure 1:

Equilibrium molecular feature strengths and simulated *JWST* transmission spectrum of a warm ($T_{\text{eq}} = 960 \text{ K}$) sub-Saturn mass planet with a H-dominated, cloud-free atmosphere (similar parameters to HAT-P-12 b). Model spectra were created using the CHIMERA suite (Line et al., 2013, 2014), and simulated *JWST* observations for 1 transit at each wavelength are also shown. Figure provided by E. Schlawin.

Single-transit $\lambda = 1 - 2.8 \mu\text{m}$ *JWST* NIRISS SOSS spectra will often constrain the major molecular constituents and $[M/H]$ of clear solar-composition atmospheres well (to factors of a few), while full $1 - 11 \mu\text{m}$ (NIRISS + NIRCams/NIRSpec + MIRI LRS) spectra will be needed for cloudy or high mean molecular weight atmospheres. Emission spectra will also constrain compositions and reveal the vertical pressure-temperature profiles of clear-to-cloudy atmospheres (Greene et al., 2016). Schlawin et al. (2018) have shown that $\lambda = 1 - 2.8 \mu\text{m}$ data are needed to supplement $\lambda > 2.4 \mu\text{m}$ observations for measuring $[M/H]$ with transmission spectra in some cases. Full wavelength $1 - 11 \mu\text{m}$ data will also be essential for determining the size and composition properties of cloud components (e.g., Morley et al., 2015). Figure 2 shows that multi-wavelength *JWST* transmission spectra of

¹see also <https://jwst-docs.stsci.edu/>

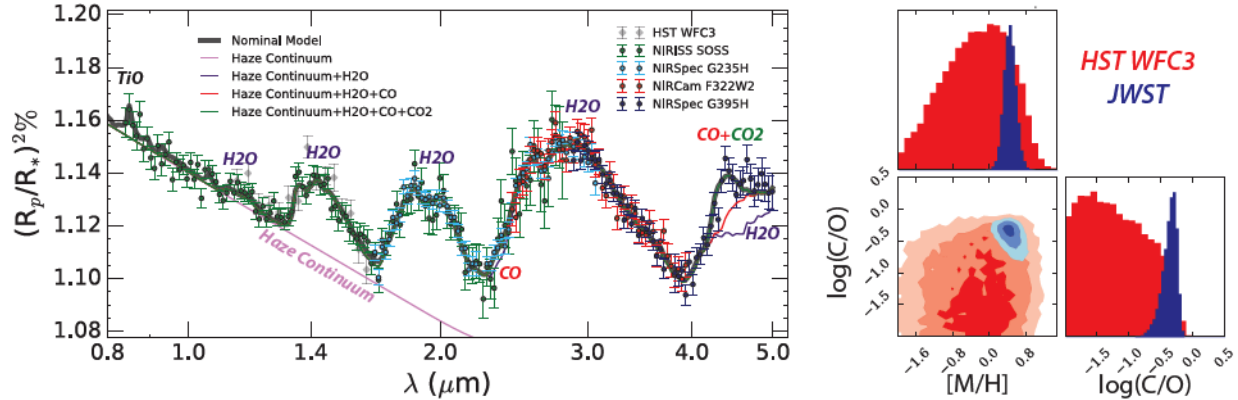


Figure 2:

Simulated *JWST* transmission observations (left; one transit at each wavelength) of the hot Jupiter WASP-79 b will constrain its atmospheric C/O and [M/H] with uncertainties over an order of magnitude smaller than from *HST* WFC3 IR data (right) as determined from CHIMERA retrievals (from Bean et al., 2018).

the hot Jupiter WASP-79 b are expected to constrain its atmospheric C/O and [M/H] with 1σ uncertainties of $\sim 30\%$, over an order of magnitude better than *HST* WFC3 data (c.f. Bean et al., 2018).

Multi-wavelength *JWST* observations of a significant sample of planet masses with a wide range of temperatures will explore the diversity of exoplanet atmospheres and will reveal relationships whose causes can be probed and tested. Sampling a range of planet masses will enable a comparison to giant Solar System planets which show increasing [M/H] with decreasing mass (e.g., see Kreidberg et al., 2014, and companion white paper by J. Lunine et al.). In addition to this [M/H] comparison, C/O ratios should help constrain the location of planet formation within circumstellar disks relative to snow lines (Öberg et al., 2011). Observing a significant number of planets with a wide range of temperatures will probe the transition from CO+CO₂ to CH₄ dominance expected at $T \lesssim 1000$ K and sensitively detect non-equilibrium chemistry (e.g., Mollière et al., 2015, 2017).

4 GTO and ERS Transit Programs

Approximately 3700 hours of GTO² and an additional ~ 500 hours of Director’s Discretionary Early Release Science³ (ERS) observations have been accepted for *JWST* Cycle 1. This is $\sim 50\%$ of the time available in the first year of science operations. General observer (GO) proposals will not be submitted for some time yet, so the GTO + ERS observations offer the best current glimpse of what science will be done with *JWST* during its first year of operations.

The transiting planet observations in the Cycle 1 GTO and ERS (Bean et al., 2018)

²<https://jwst.stsci.edu/observing-programs/approved-gto-programs>

³<https://jwst.stsci.edu/observing-programs/approved-ers-programs>

Table 1: Approved GTO and ERS Transiting Planet Programs

ID	Title and Science Instrument	Team Lead	Hours
1177	MIRI observations of transiting exoplanets	T. Greene	75
1185	Transit Spectroscopy of Mature Planets (NIRCam)	T. Greene	140
1201	NIRISS Exploration of the Atmospheric Diversity of Transiting Exoplanets	D. Lafrenière	201
1224	Transiting Exoplanet Characterization with JWST/NIRSPEC	S. Birkmann	50
1274	Extrasolar Planet Science with <i>JWST</i> (NIRCam)	J. Lunine	74
1279	Thermal emission from Trappist1-b (MIRI)	P.-O. Lagage	25
1280	MIRI Transiting Observation of WASP-107b	P.-O. Lagage	11
1281	MIRI and NIRSPEC Transit Observations of HAT-P-12 b	P.-O. Lagage	32
1312	Transit and Eclipse Spectroscopy of a Warm Neptune (NIRISS+NS+MIRI)	N. Lewis	36
1331	Transit Spectroscopy of TRAPPIST-1e (NIRSpec)	N. Lewis	22
1353	Transit and Eclipse Spectroscopy of a Hot Jupiter (NIRISS+NS+MIRI)	N. Lewis	72
1366	The Transiting Exoplanet Community ERS Program (all SIs)	N. Batalha	78
TOTAL			816

programs will enable a large step forward in the characterization of exoplanet atmospheres. Table 1 lists these programs which sum up to 816 hours, 19% of the scheduled GTO+ERS observing time. Figure 3 shows the diversity of the masses and equilibrium temperatures of the 27 planets in these programs as well as the wavelengths of their observations. A companion white paper by C. Beichman et al. describes additional GTO+ERS resolved imaging and spectroscopy exoplanet programs.

Some changes may still be made to the GTO and ERS programs. The current list of all current GTO transiting planet observations is available here: <https://goo.gl/W9Q7wY>.

5 Conclusions

JWST data will usher in a new age of exoplanet atmosphere characterization, enabling precision measurements of molecular abundances, metallicities, temperature profiles, and chemistry. These results will inform our understanding of planet formation, star-planet interactions, and circulation and chemistry within planetary atmospheres.

The GTO and ERS programs approved for Cycle 1 include multi-wavelength transmission, emission, and phase curve observations of 27 transiting planets with masses from under 1 M_{\oplus} to 10 times the mass of Jupiter and temperatures from 200 – 2400 K. The not-yet-selected Cycle 1 GO programs will consume a similar amount of total time as all GTO+ERS, so *JWST* may well characterize the atmospheres of over 50 transiting planets in its first year of science operations. This is significantly more than the ones studied in detail so far with *HST* and *Spitzer*, which have mostly been limited to more massive worlds. The higher precision and larger wavelength coverage of *JWST* will enable the comprehensive characterization that is needed to advance our understanding of planet formation and atmospheric processes in the 2020s.

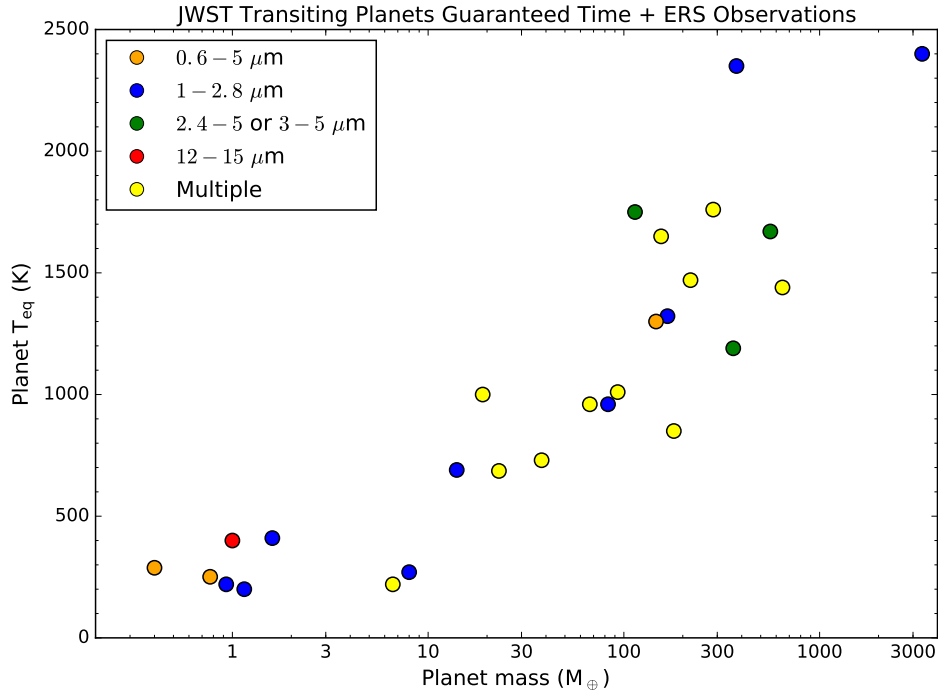


Figure 3:

Transiting planets to be observed in the *JWST* GTO and ERS programs during Cycle 1. Colors indicate wavelengths, with all but the red (MIRI) point to be made in spectroscopic modes. These include transmission, emission, and phase curve (WASP-43 b over 3 – 11 μm and WASP-121 b over 1 – 2.8 μm) observations. Yellow points indicate observations with multiple instrument modes covering some combination of $\lambda = 0.6 - 5$, 1 – 2.8, 2.4 – 5, 3 – 5, and 5 – 11 μm .

This combination of scientific capability, sensitivity to diverse planets, and relatively efficient survey capability will make *JWST* the most important observatory for exoplanet characterization in the 2020s. Despite this incredible power, *JWST* is expected to make only modest progress in characterizing atmospheres of Earth-like worlds in habitable zones (Barstow et al., 2016; Schwieterman et al., 2016). High contrast direct imaging will likely be needed to find and characterize a significant number of habitable-zone Earth-like worlds. Astro2020 should consider this when assessing future science opportunities and recommending the facilities and missions needed to realize them.

References

- Barstow, J. K., Aigrain, S., Irwin, P. G. J., Kendrew, S., & Fletcher, L. N. 2016, *MNRAS*, 458, 2657
- Bean, J. L., Stevenson, K. B., Batalha, N. M., et al. 2018, *PASP*, 130, 114402
- Beichman, C., Benneke, B., Knutson, H., et al. 2014, *PASP*, 126, 1134
- Crossfield, I. J. M. 2015, *PASP*, 127, 941
- Greene, T. P., Line, M. R., Montero, C., et al. 2016, *ApJ*, 817, 17
- Kreidberg, L., Bean, J. L., Désert, J.-M., et al. 2014, *ApJ*, 793, L27
- Line, M. R., Knutson, H., Wolf, A. S., & Yung, Y. L. 2014, *ApJ*, 783, 70
- Line, M. R., Wolf, A. S., Zhang, X., et al. 2013, *ApJ*, 775, 137
- Mollière, P., van Boekel, R., Bouwman, J., et al. 2017, *A&A*, 600, A10
- Mollière, P., van Boekel, R., Dullemond, C., Henning, T., & Mordasini, C. 2015, *ApJ*, 813, 47
- Morley, C. V., Fortney, J. J., Marley, M. S., et al. 2015, *ApJ*, 815, 110
- Öberg, K. I., Murray-Clay, R., & Bergin, E. A. 2011, *ApJ*, 743, L16
- Rocchetto, M., Waldmann, I. P., Venot, O., Lagage, P.-O., & Tinetti, G. 2016, *ApJ*, 833, 120
- Schlawin, E., Greene, T. P., Line, M., Fortney, J. J., & Rieke, M. 2018, *AJ*, 156, 40
- Schwieterman, E. W., Meadows, V. S., Domagal-Goldman, S. D., et al. 2016, *ApJ*, 819, L13
- Sing, D. K., Fortney, J. J., Nikolov, N., et al. 2016, *Nature*, 529, 59
- Tsiaras, A., Waldmann, I. P., Zingales, T., et al. 2018, *AJ*, 155, 156